

Not for Retail distribution: this document is intended exclusively for Professional, Institutional, Qualified or Wholesale Investors / Clients, as defined by applicable local laws and regulation. Circulation must be restricted accordingly

Sterling Credit Short Duration strategy

The rally continues, but the risks around a second wave increase

- Credit spreads further tightened following widespread easing of restrictions
- The risks around a second wave increased
- We kept on selectively adding risk

Nicolas Trindade

Portfolio Manager, Sterling Credit Short Duration strategy

What's happening?

- Credit spreads kept on tightening in June, as optimism grew around the recovery in the global economy following widespread easing of restrictions in developed countries and improving economic data. However, fears of a second wave created nervousness.
- The US Federal Reserve began to purchase individual corporate bond issues, rather than just corporate bond ETFs, while the European Central Bank significantly increased the size of its emergency bond-buying programme to €1.35 trillion. The Bank of England also announced that it would increase the size of its bond-buying programme as it held interest rates at an all-time low.
- Despite the risk-on environment and the prospect of higher borrowing, US treasury, German bund and UK gilt yields were slightly lower at the front-end as they remain anchored by central bank support.

Strategy in focus – representative account (30/06/20)

Assets under management	£610m
Yield (GBP hedged) ¹	1.7%
Duration ¹	1.8 yrs
Average rating ²	A-
Number of issuers	116
Launch date	12/11/2010

Net performance – representative account (GBP)³

One month	+0.97%
Year-to-date	0.00%
One year	+1.14%
Three years (cumulative)	+3.49%
Five years (cumulative)	+8.26%

Source: AXA IM as at 30/06/2020. The data is based on a representative account that follows the strategy and is not intended to represent actual past or simulated past performance of the strategy. **Past performance is not a reliable indicator of future results.** Performance calculations are net of fees, based on reinvestment of dividends.

Portfolio positioning and performance

- We were active in June, managing flows while participating in the new issue from UK bank Lloyds as sterling investment grade primary issuance reached £8.4 billion. Due to the gradual re-risking undertaken since March, we now have a 49% allocation to BBB rated bonds (from 45% at the end of February).



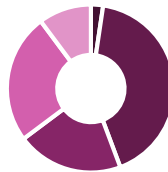
Portfolio breakdowns

Breakdown by region

Cash	2%
UK	33%
Europe Core – ex UK	27%
Europe Periphery	9%
North America	14%
Emerging Markets	5%
Developed Asia	10%

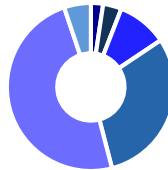
Outlook

- Despite all advanced economies forecast to be in recession this year, we have now experienced the shortest bear market ever in credit markets, due to the unprecedented monetary and fiscal support.
- With the outlook remaining very uncertain and valuations having recovered a long way, we are growing cautious on adding more beta risk at this point and would rather focus on specific pockets of value that have lagged the recovery so far.



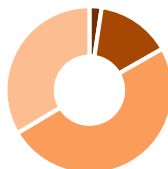
Breakdown by sector

Cash	2%
Financial	42%
Defensive	20%
Cyclical	25%
Securitized	10%
Sovereign	0%



Breakdown by rating

Cash	2%
AAA	4%
AA	10%
A	30%
BBB	49%
BB or below	5%



Breakdown by maturity

Cash	2%
0-1 year	14%
1-3 years	50%
3-5 years	34%

(1) Yield and duration calculations include cash held within the portfolio, use the next-call method for all Financials in the portfolio and duration/yield-to-worst for all other holdings. Please note that the yield calculations are based on the portfolio of assets and may NOT be representative of what clients invested in the fund may receive as a distribution yield. Yields are not guaranteed and will change in future.

(2) Rating is the worst of S&P, Moody's and Fitch. In the rare case of an unrated issuer we will assign an internal credit rating.

(3) Representative Account has been selected based on objective, non-performance based criteria, including, but not limited to the size and the overall duration of the management of the account, the type of investment strategies and the asset selection procedures in place. Therefore, the results portrayed relate only to such accounts and are not indicative of the future performance of such accounts or other accounts, strategies and/or services described herein. In addition, these results may be similar to the applicable GIPS composite results, but they are not identical and are not being presented as such. Account performance will vary based upon the inception date of the account, restrictions on the account, along with other factors, and may not equal the performance of the representative accounts presented herein. The performance results for representative accounts are net of all fees and reflect the reinvestment of dividends or other earnings.

No assurance can be given that the Sterling Credit Short Duration strategy will be successful. Investors can lose some or all of their capital invested. The Sterling Credit Short Duration strategy is subject to risks including credit risk, interest rate risk and counterparty risk. The strategy is also subject to derivatives and liquidity risks.

Not for Retail distribution: This document is intended exclusively for Professional, Institutional, Qualified or Wholesale Clients / Investors only, as defined by applicable local laws and regulation. Circulation must be restricted accordingly.

This promotional communication does not constitute investment research or financial analysis relating to transactions in financial instruments as per MIF Directive (2014/65/EU), nor does it constitute on the part of AXA Investment Managers or its affiliated companies an offer to buy or sell any investments, products or services, and should not be considered as solicitation or investment, legal or tax advice, a recommendation for an investment strategy or a personalized recommendation to buy or sell securities.

Due to its simplification, this document is partial and opinions, estimates and forecasts herein are subjective and subject to change without notice. There is no guarantee that forecasts made will come to pass. Data, figures, declarations, analysis, predictions and other information in this document is provided based on our state of knowledge at the time of creation of this document. Whilst every care is taken, no representation or warranty (including liability towards third parties), express or implied, is made as to the accuracy, reliability or completeness of the information contained herein. Reliance upon information in this material is at the sole discretion of the recipient. This material does not contain sufficient information to support an investment decision.

Before making an investment, investors should read the relevant Prospectus and the Key Investor Information Document / scheme documents, which provide full product details including investment charges and risks. The information contained herein is not a substitute for those documents or for professional external advice.

The products or strategies discussed in this document may not be registered nor available in your jurisdiction. Please check the countries of registration with the asset manager, or on the web site <https://www.axa-im.com/en/registration-map>, where a fund registration map is available. In particular units of the funds may not be offered, sold or delivered to U.S. Persons within the meaning of Regulation S of the U.S. Securities Act of 1933. The tax treatment relating to the holding, acquisition or disposal of shares or units in the fund depends on each investor's tax status or treatment and may be subject to change. Any potential investor is strongly encouraged to seek advice from its own tax advisors.

Past performance is not a guide to current or future performance, and any performance or return data displayed does not take into account commissions and costs incurred when issuing or redeeming units. The value of investments, and the income from them, can fall as well as rise and investors may not get back the amount originally invested. Exchange-rate fluctuations may also affect the value of their investment. Due to this and the initial charge that is usually made, an investment is not usually suitable as a short term holding.

Issued in the UK by AXA Investment Managers UK Limited, which is authorised and regulated by the Financial Conduct Authority in the UK. Registered in England and Wales No: 01431068. Registered Office: 7 Newgate Street, London EC1A 7NX. In other jurisdictions, this document is issued by AXA Investment Managers SA's affiliates in those countries.